

# QUICK BYTE

**THIS LESSON** is part of a **Second Grade Research Unit**, that teaches them about **resources** and **note taking**. This lesson is completed after we review the definition of a resource.

This activity helps students identify a resource that will provide them information in a way that they understand for a desired topic.

## INCLUDED

- Standards Based Lesson
- One Resource Analysis Sheets
- Two Resource Analysis Sheet
- Three Resource Analysis Sheet
- Additional Resources
- Just Right Resources Poster
- NGSS Resource Analysis Sheets
- Note Taking Sheets

*Sign up for my Newsletter*

Get a no prep research activity.



# Analyzing Resources: Grade 2

## STANDARDS:

**AASL:** Identifying possible sources of information. Making critical choices about information sources to use. Evaluating information for accuracy, validity, social and cultural context, and appropriateness for need.

**ISTE:** Students plan and employ effective research strategies to locate information and other resources for their intellectual or creative pursuits. Students evaluate the accuracy, perspective, credibility and relevance of information, media, data, or other resources.

**CCSS.R:** Integrate and evaluate content presented in diverse media and formats, including visually and quantitatively, as well as in words. Analyze how two or more texts address similar themes or topics in order to build knowledge or to compare the approaches the authors take.

**CSTA:** Select and operate appropriate software to perform a variety of tasks, and recognize that users have different needs and preferences for the technology they use. Use public domain or creative commons media, and refrain from copying or using materials created by others without permission.

## OBJECTIVE

Analyze resources to determine relevance for purpose, interests, and readability.

## 3 MINUTE LESSON

Explain that researchers make sure resources are just right for them. They check to see that they are:

- accessible; can be easily understood or has information.
- informative and teaches something new.
- engaging; you enjoy using it or like the way it looks.

Model how to complete the resource analysis recording sheet. Choose the one that best meets your needs!

## INDEPENDENT WORK

Decide *what* students will work with:

- Students **analyze one resource** for a previously chosen topic. They will write the source at the top, sketch &/or write the topic, and then analyze it using the checkbox criteria.
- Students **analyze 2 resources** for a previously chosen topic. They will write the sources at the top, and then analyze each using the checkbox criteria.
- Students **analyze resources for a variety of NGSS** topics. Students start with one topic and check each source to see if it fits the criteria. They'll then write the first letter of any source that fits all criteria.

## REFLECT & WRAP UP

Students share out which resource is a good fit for them and their topic. Encourage them to name the resource and explain how it fits the criteria.

# ADDITIONAL RESOURCES

## THE POSTER:

- ❑ Print a large 18 x 24 poster to display & use as a teaching tool.
- ❑ Print 8 ½ x 11 sheets of the poster, place them in a sheet protector or laminate for repeated & durable use, & then place at tables for students to reference.

## NGSS SHEETS

- ✓ To connect to science curriculum.
- ✓ For classes or students that struggle to come up with a topic.
- ✓ Differentiate for students based on interest and reading ability. There are sheets with & without images to support different learning needs.

Students write the name of the source(s) that meet all 3 criteria.

## QUICK NOTE TAKING SHEETS

These pages are great for:

- ✓ Students who immediately know what they want to learn about AND quickly identify an appropriate source.
- ✓ Keep early finishers focused and engaged.
- ✓ When students naturally transition from choosing an appropriate source to learning about their topic.
- ✓ Engaging students in early digital citizenship skills as they identify the source they got their information from.

# JUST RIGHT RESOURCES

accessible




informative



engaging





**THIS IS AN EXAMPLE OF WHAT A COMPLETED RESOURCE ANALYSIS CAN LOOK LIKE WHEN STUDENTS ANALYZE ONE RESOURCE FOR THEIR TOPIC.**

**THIS IS A GREAT WAY TO DIFFERENTIATE FOR STUDENTS BASED UPON THEIR STAMINA, WORK COMPLETION NEEDS, ETC.**

**COMPARING RESOURCES**

Place a ✓ if it is true for you

**ACCESSIBLE**  
I can understand on my own

**INFORMATIVE**  
Teaches me something new

**ENGAGING**  
I enjoy them

*PebbleGo* *BrainPop*

RESOURCE

RESOURCE

RESOURCE

THIS ANALYSIS  
COMPARISON IS  
PERFECT FOR  
STUDENTS AND/OR  
CLASSES WHO ARE  
READY AND ABLE TO  
ANALYZE TWO  
RESOURCES FOR ONE  
TOPIC.

THIS ANALYSIS  
COMPARISON IS PERFECT  
FOR STUDENTS AND/OR  
CLASSES WHO ARE READY  
AND ABLE TO ANALYZE 3  
RESOURCES FOR ONE  
TOPIC.

**COMPARING RESOURCES**

Analyze resources to see which is a just right fit for your research!







	Accessible 	Informative 	Engaging 
animal extinction.			
Resource: scienceflix	✓	✓	✗
Resource: tureflix	✓	✓	✓
Resource: bookflix	✓	✗	✓



# Just Right Resources

## EXAMPLE

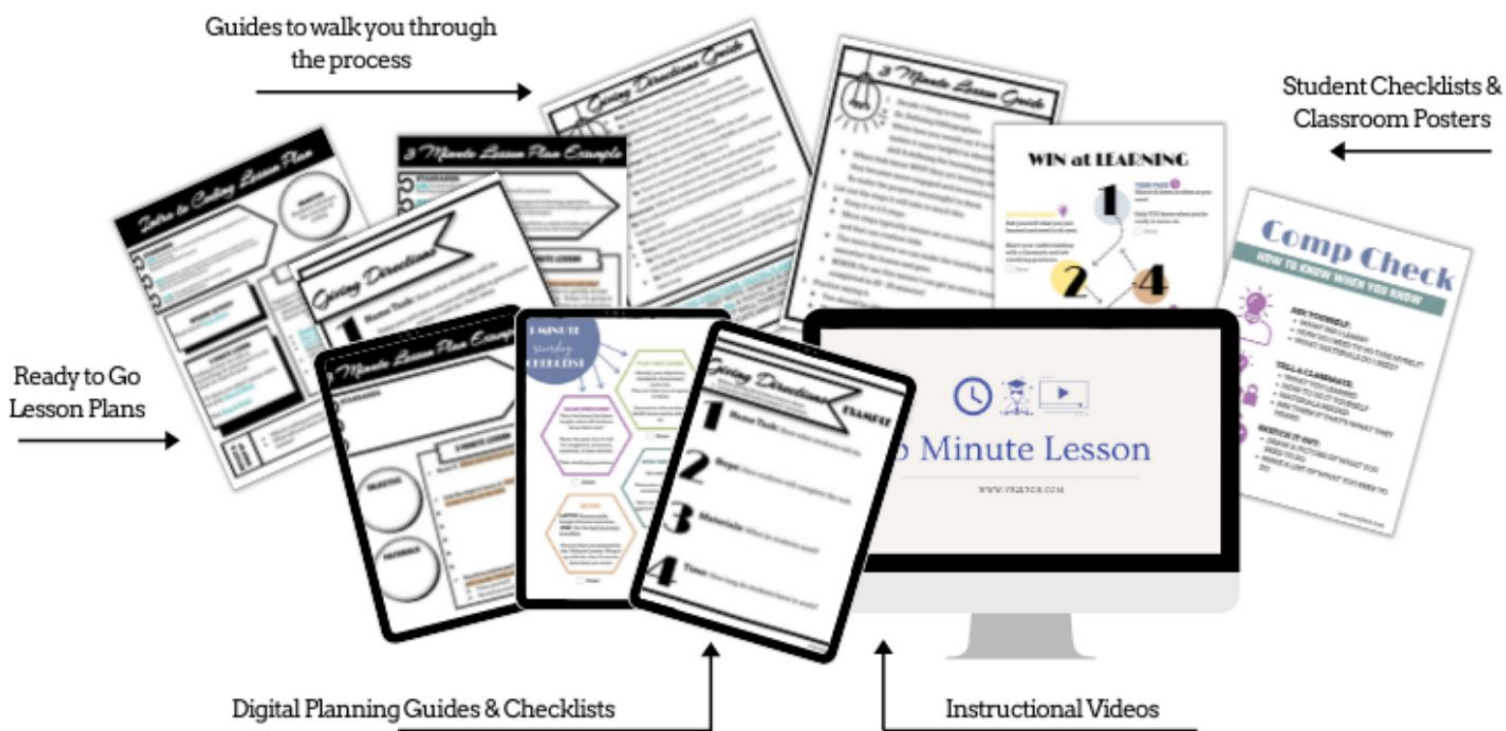
Note: S= Scholastic Watch & Learn, B= BrainPOP Jr, P= PebbleGo

<p>sun</p> <p>S</p> <p>P</p> <p>B</p> 	<p>rain</p> <p>S</p> <p>P</p> 
<p>hot weather</p> <p>P</p> 	<p>wind</p> <p>S</p> <p>P</p> 
<p>snow</p> <p>S</p> <p>P</p> 	<p>hail and sleet</p> <p>P</p> 

# DIGITAL COURSE

*transform teaching and learning*

**Save Time Teaching & Increase Learning**



## 3 MINUTE Lessons

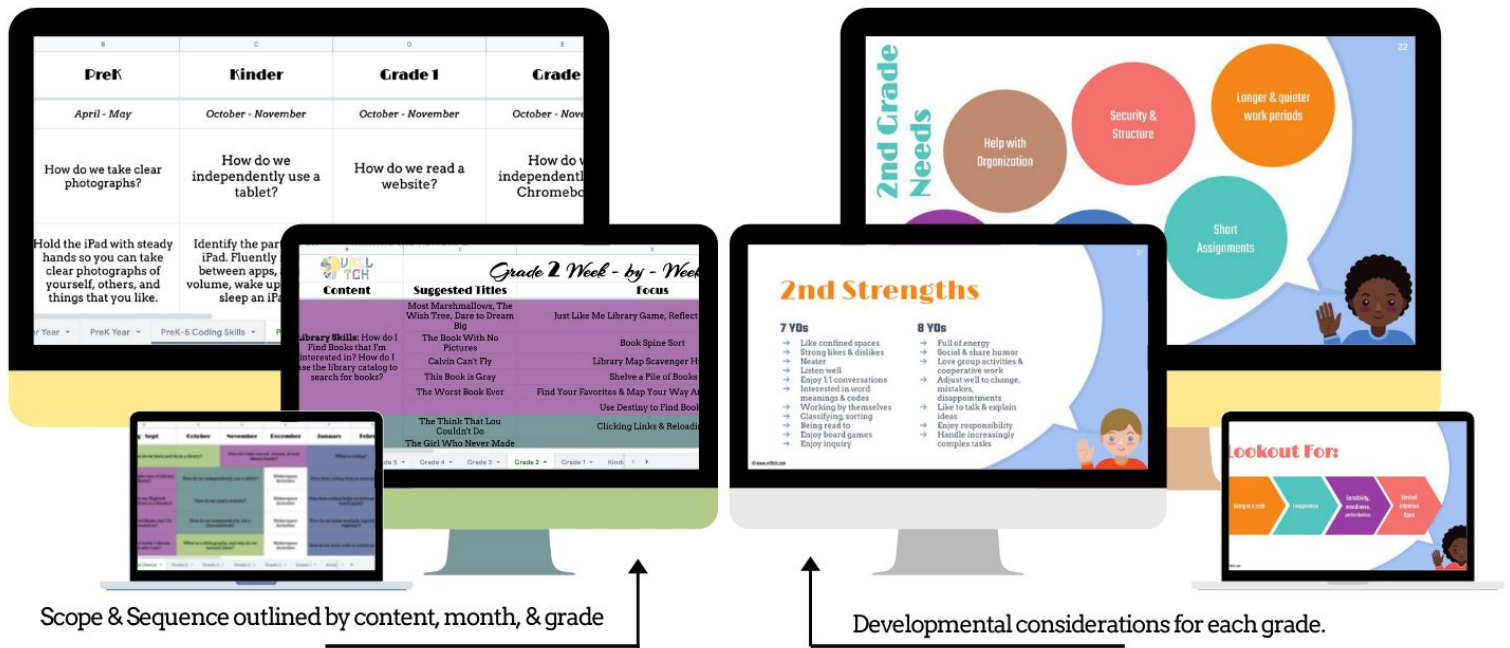
Practical strategies, templates, and tips to successfully and succinctly teach rich content when you're short on time.

**ENROLL NOW**

# COMPLETE

# YEAR

PreK - 5



Scope & Sequence outlined by content, month, & grade

Developmental considerations for each grade.

# Scope LIBRARY Sequence

An outline of what to teach PreK - Grade 5 students.  
 Laid out by content area, month, and grade level.  
 Developmental Considerations for each grade; includes app & content suggestions.

**PURCHASE NOW**