

# QUICK BYTE

**These sub plans** were created to make it easy for *any* substitute teacher to work in the library during my absence.

These plans were designed to be used with any picture book you have on hand. All you need to do is choose a book, print, & relax!

Be prepared to get rave reviews from your substitute teachers about how easy and fun it is to be in the library!

## INCLUDED

- Editable [Welcome Sheet](#)
- Sub Plans for [Printable Activities](#)
- Sub Plans for [No Print Activities](#)
- [Story Retells](#)
- [Story Favorites](#)
- [Character Lists](#)
- [Compare & Contrast](#)
- [Fiction Board Game](#)

Sign up for my *Newsletter*

Get a no prep research activity.



# PREP NOTES

# 1

## PREPARE THE WELCOME SHEET

The Welcome Sheet is the front page of the sub plans. This is what I leave to give the sub any pertinent information. I want them to know the schedule & any other important info to help them manage the class, without overwhelming them.

You can edit this sheet by clicking on the boxes to add your own information.

What I love about this sheet is that I create it one time and never have to worry about it ever again!

You can create one schedule for any given day or make one that is more generic and shares the grade level for that time.

I typically have the same grade, at the same time each day. This makes it super easy!

**WELCOME!**

Thank you so much for coming in to be with our STAR students today! Today's classes are in the library. All of the information you need is below and on the next pages.

**SCHEDULE**

- 8:40 - 9:10 → Planning
- 9:15 - 9:55 → 5th Grade
- 10:00 - 10:40 → 4th Grade
- 10:45 - 11:25 → PreK
- 11:30 - 12:10 → Kinder
- 12:15 - 12:45 → Lunch
- 12:50 - 1:30 → 1st Grade
- 1:35 - 2:15 → 2nd Grade
- 2:20 - 3:10 → 3rd Grade

**COMPUTER LOGIN**

ID: imssub  
Password: 4Login-2020

**EXPECTATIONS**

- Students sit calmly on their floor spot during story
- Students walk calmly to get materials & go to tables to complete activities

**SIGNAL FOR ATTENTION**

- Clap 5x, & students repeat → ask another staff member to demo beat

**DUTIES**

- 8:40 - 8:55 → PreK Hallway  
Stand in hallway to assist students in getting to their classrooms
- 3:00 - 3:35 → PreK Hallway  
Help classroom teachers get students assigned buses

© www.vr2tch.com

# PREP NOTES

## 2 ABOUT THE SUB PLANS

The plans themselves are **not** editable. There is an editable sub plan sheet included. Edit it the same way you edit the Welcome Sheet!

The included lesson plans meet the [AASL](#) and CCSS. standards. There is also a version that supports [ISTE](#) and/or the [CSTA](#) Standards.

Print the plans out and check off the activities that students will be completing. I like to provide students with choice and will typically leave 2 activities for students to choose from.

There are 2 versions available:  
→ One that requires printables.  
→ One that may require technology.

**LIBRARY PLANS**  
Please use the following plans for today.

**MATERIALS**  
All of the materials for today are included!

**EARLY FINISHERS**  
If any students finish early they may:  
 Read  
 Color  
 Work on a puzzle  
 Build

**LESSON**

- 1) Read aloud this book I left to the class: \_\_\_\_\_
- 2) After reading, students will:
  - Retell the story.
  - Draw their favorite part of the book.
  - Create a playlist of songs for the character.
  - Create a watchlist of TV and/or movies for the character.
  - Generate interview questions for the character.
  - Choose a favorite character from the book.
  - Explain if they'd be friends with the character.
  - Identify the lesson or moral of the story.
  - Compare and contrast themselves and the character.
  - Play a game with a partner to think deeply about the story.

Anyone who finishes early, can complete an activity from above.

**Early Finishers Note:** Check off what works best for you! I typically have a puzzle and coloring available at all times. For subs, I have extra coloring sheets on hand. I really like [Coloring Squared](#), [Classroom Doodles](#), and [Krakotak](#).

# PREP NOTES

## 3

### ABOUT THE ACTIVITIES

The included activities were designed to mix and match with a variety of fiction picture books. The included activities are **not** editable.

Choose one or more that will best match the book you leave for the substitute teacher **and** will meet your students' needs and interests.

Most of the activities were designed so that they can be used with a variety of grade levels. They also require minimum materials; whatever you may have on hand in your library space!

They were also designed so that your substitute will not need to teach a new skill. They can just go over the directions and support the students as they work.

**DIFFERENTIATING:** You may choose to print different activities for different grade levels. This is an awesome way to differentiate for student needs & interests!

**ORGANIZING:** I use [a folder like this](#) to keep it all organized! I label each pocket with a different grade level, and place the necessary material inside!

**NO PRINT ACTIVITIES:** These are perfect for when your students are used to using technology in the library! They will appreciate the consistency.

# DIFFERENTIATE FOR STUDENTS

## WITH VARYING STORY RETELL SHEETS.

TITLE: \_\_\_\_\_


AUTHOR: \_\_\_\_\_

Draw pictures to retell the story.

BEGINNING

MIDDLE

END



© www.v2tch.com

TITLE: \_\_\_\_\_

AUTHOR: \_\_\_\_\_

Write what happened to retell the story.

BEGINNING

MIDDLE


END

© www.v2tch.com

TITLE: \_\_\_\_\_

AUTHOR: \_\_\_\_\_

Retell the story.



FIRST	
THEN	
NEXT	
AFTER THAT	
FINALLY	

© www.v2tch.com

Draw a picture of the lesson or moral of the story.

AUTHOR:

TITLE:

AUTHOR:

Draw a picture of your favorite part from the story.




# ENGAGE STUDENTS IN CRITICAL THINKING

TITLE:

AUTHOR:


Who was your favorite character in the story?  
Explain why.



**TITLE:**

**AUTHOR:**

**Draw a picture of your favorite part from the story.**



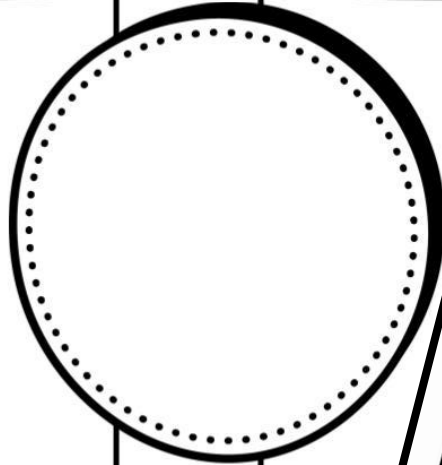
TITLE:

AUTHOR:

How are you similar to and different from the main character?



ME

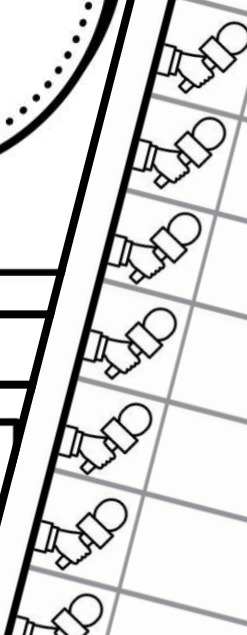


BOTH

TITLE:

AUTHOR:


Write questions for the main character you would ask them in an interview.



TITLE:

AUTHOR:

Would you want to be friends with the main character? Why or why not?









**GIVE STUDENTS  
OPPORTUNITIES TO  
THINK DEEPLY ABOUT  
CHARACTERS**

TITLE: \_\_\_\_\_

AUTHOR: \_\_\_\_\_

Create a playlist of songs that the main character would listen to.









© www.v7tech.com

**THESE FUN ACTIVITIES GET STUDENTS THINKING CRITICALLY ABOUT CHARACTERS WHILE ENGAGING THEM IN POP CULTURE.**

TITLE: \_\_\_\_\_

AUTHOR: \_\_\_\_\_

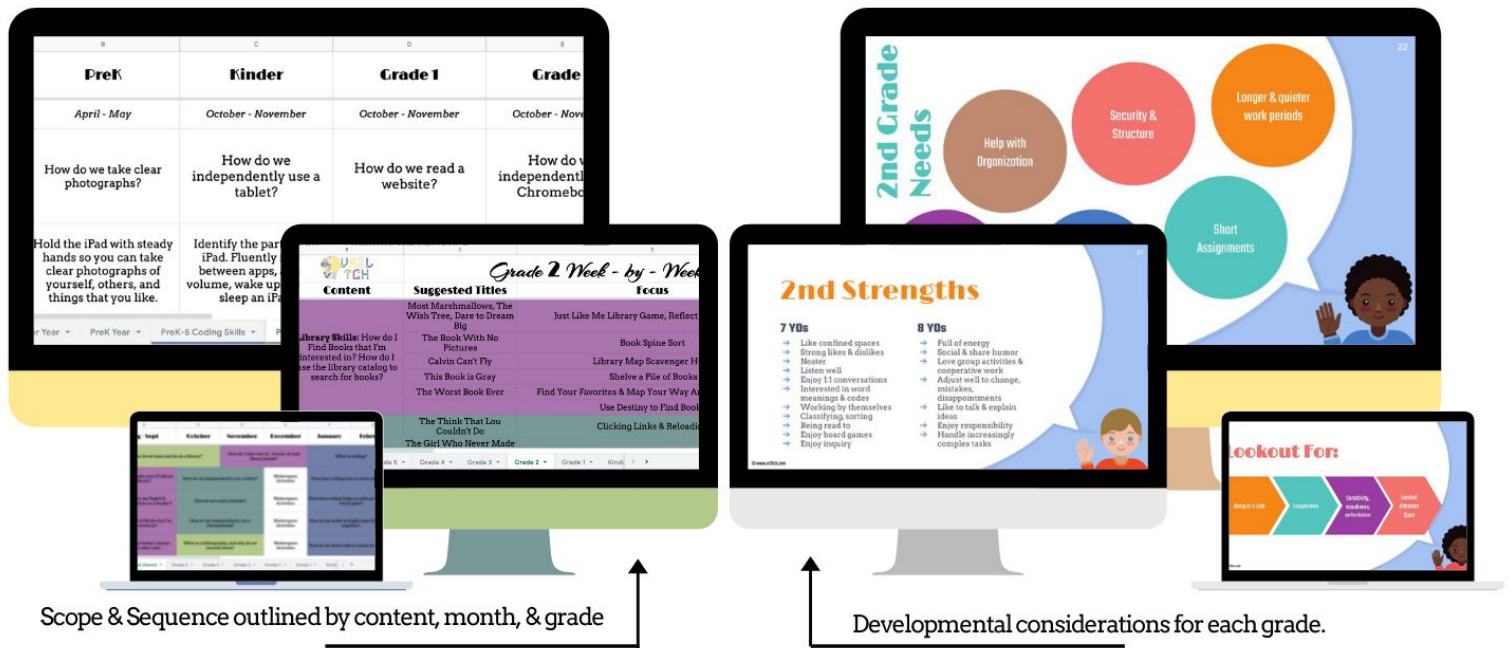
Create a *watchlist* for the TV shows and/or movies the main character would watch.



# COMPLETE

# YEAR

PreK - 5



Scope & Sequence outlined by content, month, & grade

Developmental considerations for each grade.

## Scope LIBRARY Sequence

An outline of what to teach PreK - Grade 5 students.  
 Laid out by content area, month, and grade level.  
 Developmental Considerations for each grade; includes app & content suggestions.

**PURCHASE NOW**