

ALPHABET MATCH

PREPARE THE ACTIVITY

- Print and cut the [alphabet cards](#). Laminate them for longer and repeated use.
- Print out the [station directions](#). Write the number of cards they need to complete.
 - Either laminate them, place them in a sign holder, or place in a sheet protector.
 - The directions are available in portrait and landscape to fit your signage needs.
 - I will sometimes leave the number blank and write the number on the laminated sheet or sign holder in dry erase marker.
- Place the cut out letter cards on the table, in an envelope, or in a bowl. Any of these make it easier for students to choose one card at a time.

ACTIVITY DIRECTIONS

- Students choose one card.
- They take the letter with them and walk to find the letter in the picture book section.
- They bring the letter back and leave it out.
- They choose another letter, and repeat until they complete the number of assigned cards.

DIFFERENTIATING



- Students can work alone or with a partner.
- Assign different amount of letters to complete for different groups of children.

ALPHABET MATCH

CHOOSE AT LEAST

Pick a card.

Match the letter
on the
shelf



AUTHOR MATCH

ABOUT THE ACTIVITY

This activity helps students identify the first letter of the author's name so that they become familiar with reading spine labels. It also helps them learn how the picture book section is organized.

PREPARE THE ACTIVITY

- Print out the station directions.
 - Either laminate them, place them in a sign holder, or place in a sheet protector.
 - The directions are available in portrait and landscape to fit your signage needs.
- Print out the worksheets. Cut them in $\frac{1}{2}$.

DIFFERENTIATING

- Instead of cutting the sheets in $\frac{1}{2}$, some students can complete an entire sheet.
- Challenge students to find the letter on the shelf.
- Challenge students to find a book by the author.
- Challenge students to write the 1st 3 letters that would be on the spine label.

AUTHOR MATCH

WORKSHEET

Write the letter of
where you would
find the author
the sh



RUBIN

JEFFERS

OTOSHI

GOODE

WRITE THE LETTER OF WHERE YOU WOULD FIND THE

ANGELBERGER

LONG

UNDERWOOD

FLEMING

VERDE

BEATY

WRITE THE LETTER OF WHERE YOU WOULD FIND THE AUTHOR.

WILLEMS

NUMEROFF

ERNST

PARR

IDLE

YOON

WRITE THE LETTER OF WHERE YOU WOULD FIND THE AUTHOR.

SMITH

QUINN

KAHN

DEWEY

HENKES

TULET

WRITE THE LETTER OF WHERE YOU WOULD FIND THE AUTHOR.

AUTHOR ABCS

ABOUT THE ACTIVITY

This activity helps students identify the first letter of the author's name so that they become familiar with reading spine labels.

It also helps them learn how the picture book section is organized.

PREPARE THE ACTIVITY

- Print out the [station directions](#).
 - Either laminate them, place them in a sign holder, or place in a sheet protector.
 - The directions are available in portrait and landscape to fit your signage needs.
- Print out the [worksheets](#).

DIFFERENTIATING

- Students can work alone or with a partner.
- Assign different amount of letters to complete for different groups of children.

FAVORITE AUTHORS

ABOUT THE ACTIVITY

This activity helps students identify the first letter of the author's name so that they become familiar with reading spine labels.

It also helps them learn how the picture book section is organized.

PREPARE THE ACTIVITY

- Print out the [station directions](#). Write the number of cards they need to complete.
 - Either laminate them, place them in a sign holder, or place in a sheet protector.
 - The directions are available in portrait and landscape to fit your signage needs.
 - I will sometimes leave the number blank and write the number on the laminated sheet or sign holder in dry erase marker.
- Print out the [cards](#).

DIFFERENTIATING

- Students can work alone or with a partner.
- Assign different amount of cards to complete for different groups of children.

FAVORITE AUTHOR

CHOOSE AT LEAST

Choose a card.

Read the author's last
name.

Go to the shelf
find a book by
author.



Angelberger

ANG

Beaty

BEA

Carle

CAR

Dewey

EW

Underwood

Idle

IDL

Jeffers

JEF

Kann

KAN

Long

LON

Verde

Willems

WIL

Yoon

YOO

ABCya ABC ORDER

ABOUT THE ACTIVITY

This activity helps students practice putting the alphabet in order. This game will help them navigate the shelves as they look for books by the author's last name.

PREPARE THE ACTIVITY

- Print out the [station directions](#).
 - Either laminate them, place them in a sign holder, or place in a sheet protector.
 - The directions are available in portrait and landscape to fit your signage needs.
- This game works better on a computer.
 - If your students don't know how to scan QR Codes, you can scan them yourself with this QR Code to set them up.
- Print, cut, and laminate the [alphabet chart](#).

DIFFERENTIATING

- Some students will be able to complete this activity without the use of an alphabet chart.

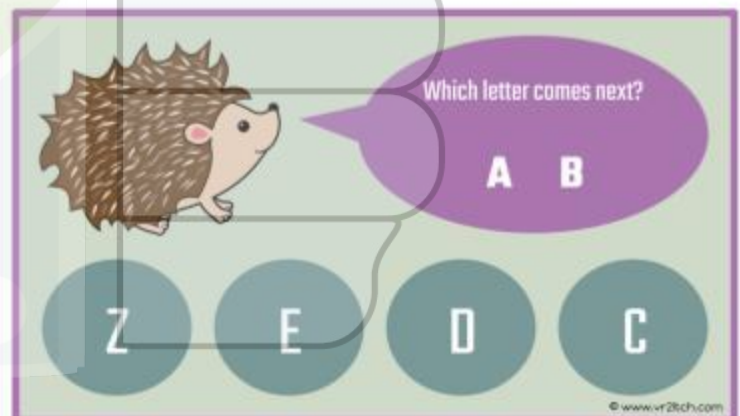
ABC ORDER GAME

The ABC Order Game is a Google Slide™. Here's what you need to know to use it with kids!

→ **PLAY THE GAME AS A CLASS:** Make sure when the game is played, to play it in Slideshow mode. This will make sure that the game takes up the entire screen and only the current slide is visible.

→ **PLAY THE GAME AS A STUDENT:** Students will need a link to click on to play this game. You can do this a few ways. But **FIRST**, you need to click **FILE, PUBLISH TO THE WEB, PUBLISH,** & then copy the link to share it. This will make sure it is played in full screen.

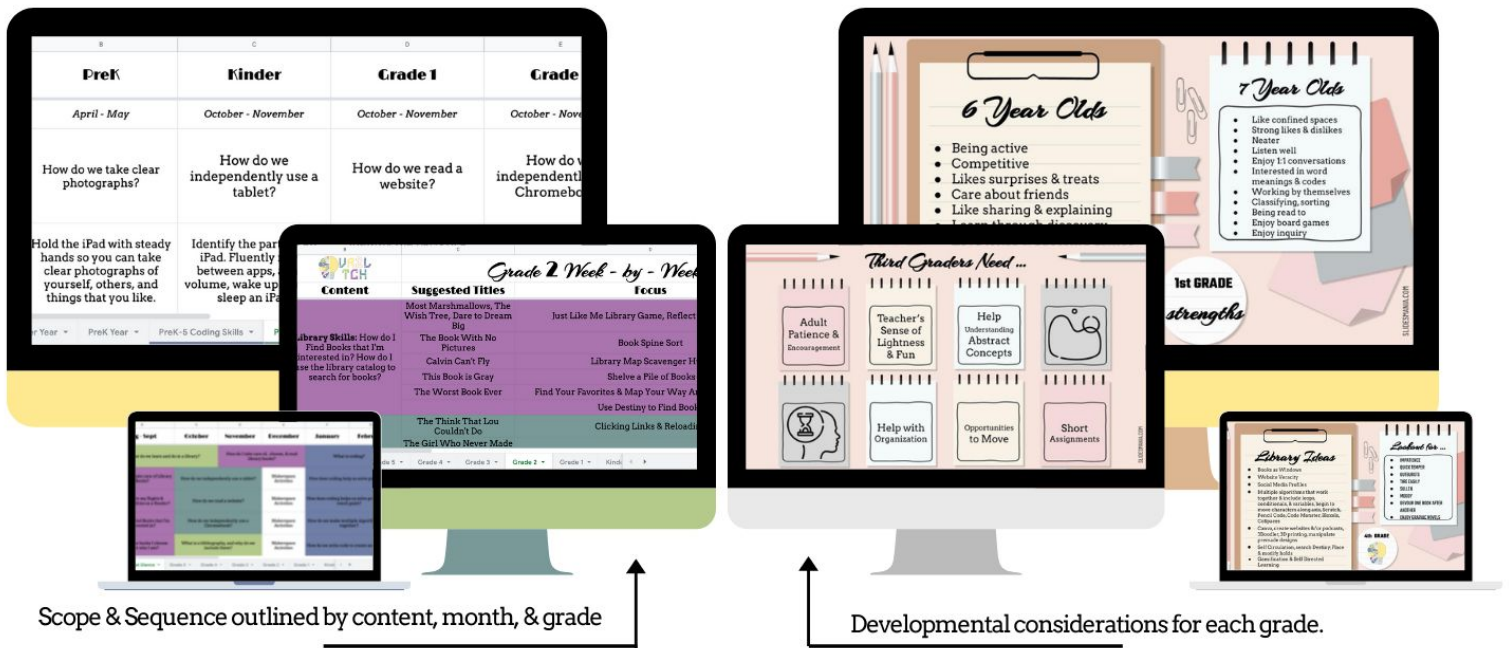
- Copy & paste the link into your Clever page for students to access.
- Copy & paste the link as a Seesaw activity in your class.
- Copy & paste the link into your Google Classroom & assign it to students or post it as an announcement.
- Copy & paste the link to make a QR code & attach that to the station directions.



COMPLETE

YEAR

PreK - 6



Scope & Sequence outlined by content, month, & grade

Developmental considerations for each grade.

Scope LIBRARY Sequence

An outline of what to teach PreK - Grade 6 students.
 Laid out by content area, month, and grade level.
 Developmental Considerations for each grade; includes app & content suggestions.

PURCHASE NOW