



Dinovember Lesson PreK-Kindergarten



OBJECTIVE
Students will celebrate Dinovember through read-alouds and hands-on activities.

OPENING ACTIVITY

- Dinosaur, Dinosaur movement poem
- Dinosaur Read-Aloud

3 MINUTE LESSON

- Dinosaur Dinosaur poem
- Explain that Dinovember is a time to have fun with dinosaurs.
- Ask students what they already know about dinosaurs or what their favorite dinosaur is

INDEPENDENT WORK

- Dinosaur coloring sheets – color the dinosaur and write in the speech bubble!
- Dinosaur Memory – play this classic memory matching game with dinosaurs!
- Dino Charades – students work together to look & sound like a dinosaur!
- Did you read *How to Catch a Dinosaur*? Have students design their own dinosaur trap!

DINOSAUR, DINOSAUR

DINOSAUR, DINOSAUR, TURN AROUND

DINOSAUR, DINOSAUR STOMP THE GROUND

DINOSAUR, DINOSAUR SHOW YOUR CLAWS

DINOSAUR, DINOSAUR SNAP YOUR JAWS

DINOSAUR, DINOSAUR TURN AROUND


DINOSAUR DINOSAUR SIT BACK DOWN

© www.v2tch.com

LECT & AP UP


After everyone has had a chance to share their work, start a *Dino Story Chain*: start a dinosaur-themed story and add on a sentence

TRICERATOPS		BRACHIOSAURUS	
PARASAUROLOPHUS		STEGOSAURUS	












Activities for PreK & Kindergarten that start with an engaging read-aloud. Includes fine and gross motor activities!

Dinovember Lesson 1st



Code the Oviraptor to get to its meal. Remember to avoid the volcanoes and other dinosaurs.

			
			
			
	 YUM!		

OPENING ACTIVITY

- Dinosaur Yoga Poses
- Dinosaur Read-Aloud

INDEPENDENT AND/OR SHARED READING







- Dinosaur Coding - have students paste the arrow and dinosaur to its food.
- Dino Yoga - build your own dinosaur inspired yoga sequence.
- Did you read *The Impossible Hug*? Have students design their own dinosaur machine!
- Did you read *How to Catch a Dinosaur*? Have students design their own dinosaur.

3 MINUTE LESSON

- Ask students what contraption they'd make and why they think it'd be effective
- Explain Dinovember—a time to have fun with dinosaurs.


REFLECT & WRAP UP

After everyone has had a chance to share their story, start a *Dino Story Chain*: start a dinosaur-themed story with one sentence. Then each child adds one sentence to continue the story.

 Dino Footprints	 Volcano (Mountain)
 Diplodocus (Down Dog)	 Fossil (Corpse Pose)
	

Activities for grades 1-3 that start with an engaging read-aloud. Includes build your own yoga sequence and coding activities!

Dinovember Lesson 4th - 6th



OBJECTIVE
Students will celebrate Dinovember through read-alouds and hands-on activities.

OPENING ACTIVITY

- Dinosaur Guessing Game
- Dinosaur Read-Aloud

3 MINUTE LESSON

- *Tiny T. Rex*: Ask students what their contraption would be.
- *How Dinosaurs Went Extinct*: Ask students which dinosaur they'd most want to be like and why.
- Explain Dinovember—a time to have fun with dinosaurs.

INDEPENDENT WORK AND/OR STATIONS

- Dinosaur Tongue Twisters
- Did you read *Tiny T. Rex and the Impossible Hug*? Have students design a hug helping machine!
- Did you read *How Dinosaurs Went Extinct*? Have students write a page for the book about a dinosaur that went extinct and the behavior that led to it!

REFLECT & WRAP UP

After everyone has had a chance to share their work, start a *Dino Story Chain*: start a dinosaur-themed story with one sentence. Then each child adds on a sentence to continue the story.

© www.vr2tch.com

DINOSAUR GUESSING GAME

See what students know about dinosaurs! Read the facts and have them guess the dinosaur.

- One of the largest dinosaurs to ever roam the Earth, with a long neck and tail – Brachiosaurus
- A large bony crest on my head, which some scientists think I used for temperature regulation – Parasaurolophus
- A fierce predator known for my sharp teeth and tiny arms – Tyrannosaurus Rex
- Had plates along my back and spikes on my tail, making me look like a prehistoric armored tank – Ankylosaurus
- A long, slender body and feathers, which makes some scientists believe I could glide – Archaeopteryx
- A herbivore known for three distinct horns on my face – Triceratops
- A sail-like structure on my back, and scientists are still debating its purpose – Spinosaurus
- One of the first true carnivorous dinosaurs and had sharp, serrated teeth – Allosaurus
- A large, plant-eating dinosaur with a club-like tail that I used for defense – Stegosaurus
- I lived in the late Cretaceous period and was one of the last dinosaurs to roam the Earth – Velociraptor
- A small, bird-like dinosaur and may have been one of the earliest known birds – Compsognathus
- I had a long, flexible neck and a mouthful of tiny teeth, perfect for filtering small sea creatures – Elasmosaurus
- A carnivorous dinosaur with a prominent sail on my back and a crocodile-like appearance – Suchomimus

© www.vr2tch.com

DINOSAUR TONGUE TWISTERS

Come up with dinosaur tongue twisters for each of the following dinosaurs. See the example!



Terrific triceratops trotted through the tall trees.



STEGOSAURUS



PTERODACTYL



BRACHIOSAURUS



SPINOSAURUS

HOW DID DINOSAURS GO EXTINCT?

Write about how a dinosaur went extinct because of its behavior. Then draw an image below!

DINOSAUR TONGUE TWISTERS

Come up with dinosaur tongue twisters for each of the following dinosaurs. See the example!



Iguanodon idly nibbled on ivy by the river.



DIPLODOCUS



ANKYLOSAURUS



PARASAUROLOPHUS

Activities for grades 4-6 that start with an engaging read-aloud. Includes a trivia game, tongue twisters, and writing activities!

LIBRARY SUB PLANS

Please use the following plans for today.

MATERIALS

- Picture Book to read aloud
- OPTIONS: LEGOs or other building materials, tablet or computer, paper & coloring materials



LESSON

- 1) Read aloud *Tiny T. Rex and the Impossible Hug*
- 2) After the read-aloud, students can choose to do one of the following checked activities:
 - Scratch Jr** to retell one part of the story
 - Scratch** to retell the most important part of the story with code
 - Build a hug helper
 - Draw a design for an alternative solution to Rex's problem
- 3) Anyone who finishes early, can [use this link](#) to design a dinosaur!

TINY T. REX HUG
... DESIGN ...

LABEL YOUR DESIGN:

www.vr2tch.com




LIBRARY SUB PLANS

Please use the following plans for today.

MATERIALS

- Picture Book to read aloud
- OPTIONS: LEGOs or other building materials, tablet or computer, paper & coloring materials



LESSON

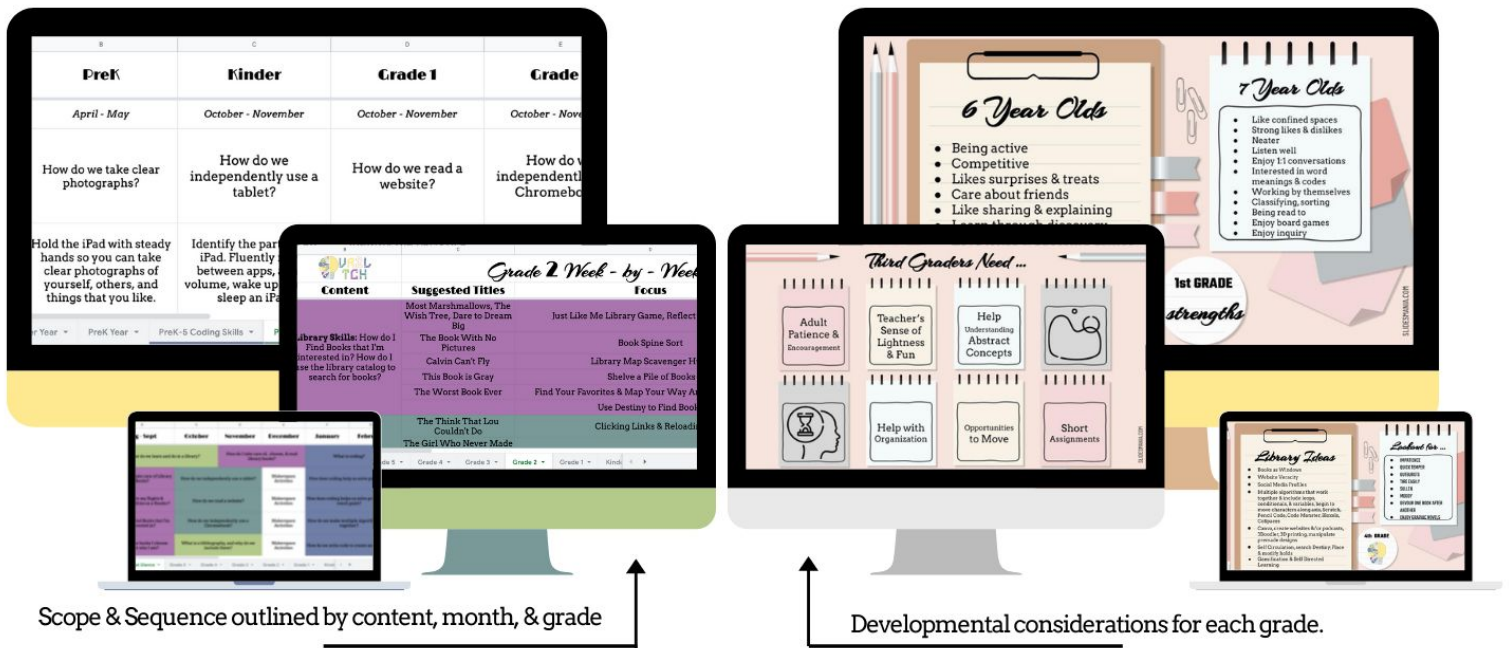
- 1) Read aloud *How to Catch a Dinosaur*
- 2) After the read-aloud, students can choose to do one of the following checked activities:

NO-PREP Sub Plans that make it super easy for you to take a day off without worry! Just pick the book, print the plans, & take the day worry-free!

COMPLETE

YEAR

PreK - 6



Scope LIBRARY Sequence

An outline of what to teach PreK - Grade 6 students.
 Laid out by content area, month, and grade level.
 Developmental Considerations for each grade; includes app & content suggestions.

PURCHASE NOW